



AGENCY UNIVERSE STUDY MANAGEMENT SUMMARY



2
0
2
2

An Exploration and Analysis of the Independent Agency System
Growth | Technology | Staffing | Social Media | Operations



ACKNOWLEDGEMENTS

The 2022 Agency Universe Study has been carried out, analyzed, and reported under the direction of the IIABA Future One Research Task Force. Zeldis Research wish to acknowledge the invaluable guidance and help provided by members of the research committee.

Natalie Ali

VP, Distribution Engagement
CNA

Anita Arnold

Senior Client Manager
HSB

Jennifer Becker

Senior Director, Agent Development, Research and Education
Independent Insurance Agents & Brokers of America

Katie Berends

Research and Analytics Manager
Foremost

Michelle Berry

Manager, Agency Marketing
Progressive

Chris Boggs

VP of Agent Development, Research & Education
Independent Insurance Agents & Brokers of America

Bill Callahan

Vice President, Research Services
Chubb

Nicole Carter

Director, National Accounts and Alternative Distribution
National General, an Allstate Company

Emma Corcoran

Distribution Strategies Manager
Selective Insurance

Madelyn H. Flannagan

Research Consultant

Michael Franke

Market Research Analyst
Progressive Insurance

Rob Hanawalt

AVP, PI Field Sales Operations
Travelers

Joseph Kaffenberger

Manager, Market Research Operations
Foremost

Carol Knox

Research Manager
Chubb

Denise Kovach

Research Program Manager
Grange

Michael Lewis

Vice President, Corporate Strategy
Hanover

Peter Mielert

Director, Distribution Engagement
The Hartford

Brandi Nielsen

PL Agency Experience Leader
Nationwide

Porter O'Brien

AVP, Marketing and Distribution
CNA

Teddie Norton Reilly

Director, Government Affairs Operations
Independent Insurance Agents & Brokers of America

Bob Redden

VP Agency Development
Selective Insurance

John Schlotterer

Senior Director, Enterprise Market Research
Travelers

Lori Schoenenberger

Market Analyst
Amerisure

Matt Sternat

Director, Customer Research
The Hartford

David Teal

Research Director
Liberty Mutual Insurance/Safeco

John Uminski

Senior Vice President
National General, an Allstate Company

Shonda Vorst

Marketing and Communications Supervisor
Central Insurance

MEMBERS OF FUTURE ONE

The 2022 Agency Universe Study was made possible by Future One and the participation of the coalition's member companies and organizations. Future One is comprised of the Big "I" and the following carriers.

National General, an Allstate Company	Liberty Mutual Insurance/Safeco
Amerisure	Nationwide
Central Insurance Companies	Progressive Insurance
Chubb	Selective Insurance
CNA	The Hanover Insurance Group
Foremost, a Farmers Insurance Company	The Hartford
Grange Insurance	Travelers
Hartford Steam Boiler (HSB)	Westfield Group



ABOUT THE AGENCY UNIVERSE STUDY




On behalf of Future One, a cooperative effort of the Independent Insurance Agents & Brokers of America, Inc. (IIABA) and more than 15 leading independent insurance agency companies, we are pleased to present the 2022 Agency Universe Study Management Summary, highlighting some of the key findings of the Study.

The primary focus of the Agency Universe Study is to provide information on the size and characteristics of the independent agency system which is beneficial to developing more effective marketing and business practices. Over the years, information from the study has been useful to independent agency principals, independent agency carriers, and the IIABA in its public information and education efforts.

Specifically, since it was first conducted in 1983, the study has had two primary goals: (a) to track changes in the independent agency system over time, and (b) to gauge agents' attitudes and opinions on issues pertinent to the independent agency community.

For 2022, the study continued to examine agency revenue trends, as well as agency technology use, marketing strategies, and carrier relationships. There was also a focus on areas of marketing emphasis, agency perpetuation challenges, and the impact of emerging purchase channels and trends.



As the study evolved, one of the findings of broad interest was the number of independent insurance agencies in the United States. During the past 20 years, these numbers have been estimated in a number of ways, including using a variety of insurance carrier listings, IIABA member listings, and publicly available information from a number of business data repositories. The current method is based on information obtained from a leading insurance industry-focused database provided by MarketStance. In 2017 MarketStance merged with the Insurance Service Office, a long-time supplier of underwriting guidance to property/casualty carriers. Through Fall 2021, MarketStance has maintained and continually updated a database of independent agencies and is regarded by the industry as the highest-quality source for this data.



TOP 10 FINDINGS

1

In 2022, the estimated total number of independent property/casualty agents and brokers in the United States stands at 40,000.

This is an increase from the 2020 number (36,000). Although M&A activity continues to impact the agency universe, the increase appears to be in the Small segment, as agents continue to establish their own agencies or move from the captive to the independent space. One in five agencies were established in the last five years, significantly higher than 2020 (14%), and one in six converted from captive to independent in the past two years.

2

Small agencies now make up 38% of the population, Medium agencies 22%, and Jumbo agencies about 2%.

Small agencies seem to be moving away from smaller towns and rural areas, as only one in ten are in a rural area/small town vs. 2020, when nearly one in five Small agencies were in rural areas/small towns.

3

Despite the pandemic and related challenges, business conditions continue to be generally favorable.

The majority of agencies (62%) report increases in total revenue between 2020 and 2021, but this proportion is lower than in 2020 (70%); in particular, fewer agencies report personal lines increases in 2022 (60% vs. 67%). However, those with an increase report a larger increase than in 2020 (27% vs. 20%).

However, a sizable minority (25%) do report a decline in revenue, with an average decrease of -22%. More than one in five say the pandemic has impacted their operations and revenue.

4

On average, agencies are appointed with 10 standard personal lines carriers and six commercial lines carriers, with larger agencies leveraging more carrier appointments. About half of agencies use MGAs and wholesale brokers for commercial lines, which is a decrease from 2020.

Smaller agencies are less likely to use wholesale brokers, while Large agencies are the heaviest users of wholesale brokers for both personal and commercial lines.

5

TOP 10 FINDINGS (Cont'd)

5

Aging of the agency principal population is fairly stable. The average age of agency principals is 54 years old, with 17% age 66 or older.

More than eight in ten agencies have a perpetuation plan (on par with 2020), though it often centers around children/family or other agency principals. Four in ten anticipate some ownership change in the next five years, with one-third planning changes in the next two years. Large and Jumbo agencies are more likely to report M&A activity in the past two years.

Large/Jumbo agencies are the most interested in information/support around plans to offer producers part ownership.

Agencies continue to leverage technology in their operations and customer service as well.

Nearly half (47%) say they have offered more digital solutions to clients because of the pandemic. The use of mobile apps from carriers (from 32% to 40%) and apps for clients (10% to 20%) has increased. Most agencies would be comfortable allowing clients to self-serve for policy documents/ID cards (77%), and two in three are open to self-service for billing inquiries and claims filings. Nearly half are at least planning to offer online purchase and quoting to customers in the next two years.

As in past waves, 41% of agencies cite dealing with multiple carrier interfaces as a challenge. Most use a comparative rater for personal lines, and while only 7% currently use a commercial lines rater, nearly one in four (23%) are planning to do so. One-third see the need for more carrier API/AMS integration, and half (51%) are looking for more operating efficiencies to help service customers.

Finding qualified staff and growing the business continue to be key agency challenges.

Four in ten find it challenging to find and screen job candidates with strong potential, and more than one-fourth say that keeping staff engaged during the pandemic has been a barrier. Other key concerns are having sufficient budget for marketing, obtaining enough leads, growing commercial and personal lines business, meeting carrier production/growth goals, and marketing effectively through the internet. Agencies are most interested in carrier support in providing new products to sell, followed by usage-based insurance, the sharing economy, and addressing clients' cyber/data security risks.

6

Social media and digital marketing strategies continue to dominate agency marketing.

All of the top marketing strategies cited in 2022 continue to be digital: social media/digital marketing (62%), creating/maintaining the agency website (52%), portal technology on the agency site (31%), search engine optimization (31%), and e-marketing activities (21%). The majority use Facebook and more than half leverage LinkedIn.

Jumbo agencies are more likely to use LinkedIn (81%), Instagram (50%), and Twitter (38%).

For the second consecutive wave, marketing budgets have decreased directionally.

The impact of emerging purchase channels remains a concern, particularly for personal lines.

One-third of agencies believe personal lines direct purchase through the insurance company (35%), through non-insurance websites (33%), or through car manufacturers (32%) will have a significant impact on their agency over the next two years. More than one in four express similar concerns about small commercial direct purchase, or purchase through emerging online providers

8

Non-white and female agency principals continue to be under-represented in the independent agency universe, although diversity has increased slightly. In 2022, 47% of agency principals are women, and 83% are Caucasian.

Medium-sized or larger agencies are especially likely to have male principal/senior managers. One in four agencies have added staff this year, and 19% are leveraging independent contractors, primarily producers.

10

9

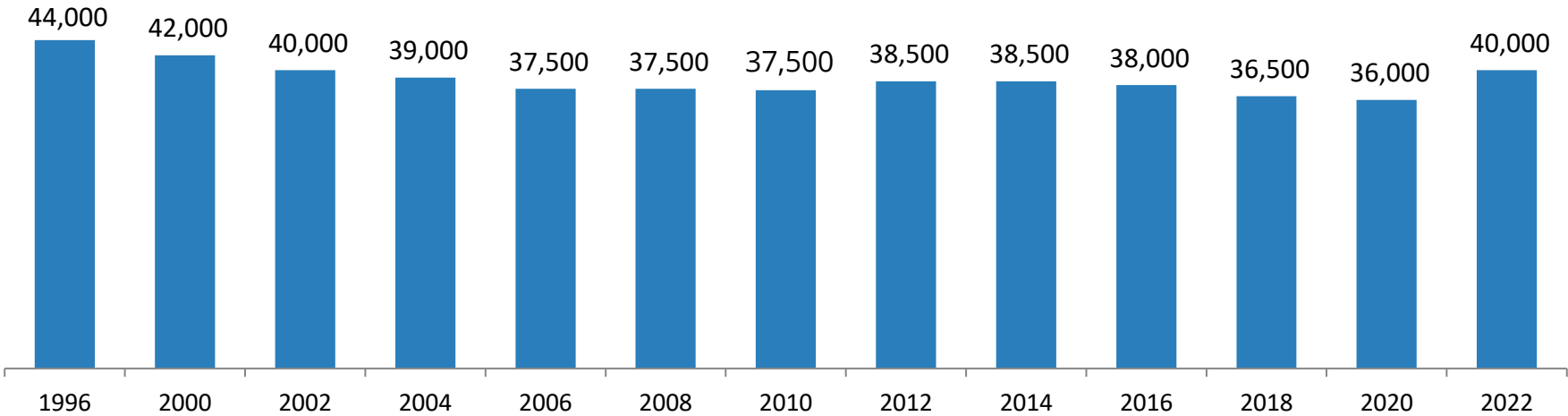
6



The estimated total number of independent agencies stands at 40,000. This is an increase from 2020.

- These estimates are rounded to the nearest 500 to avoid giving the impression of more precision than they actually have. (For details on how these estimates were made, see Appendix B.)

Total Number of Independent Agencies, 1996-2022

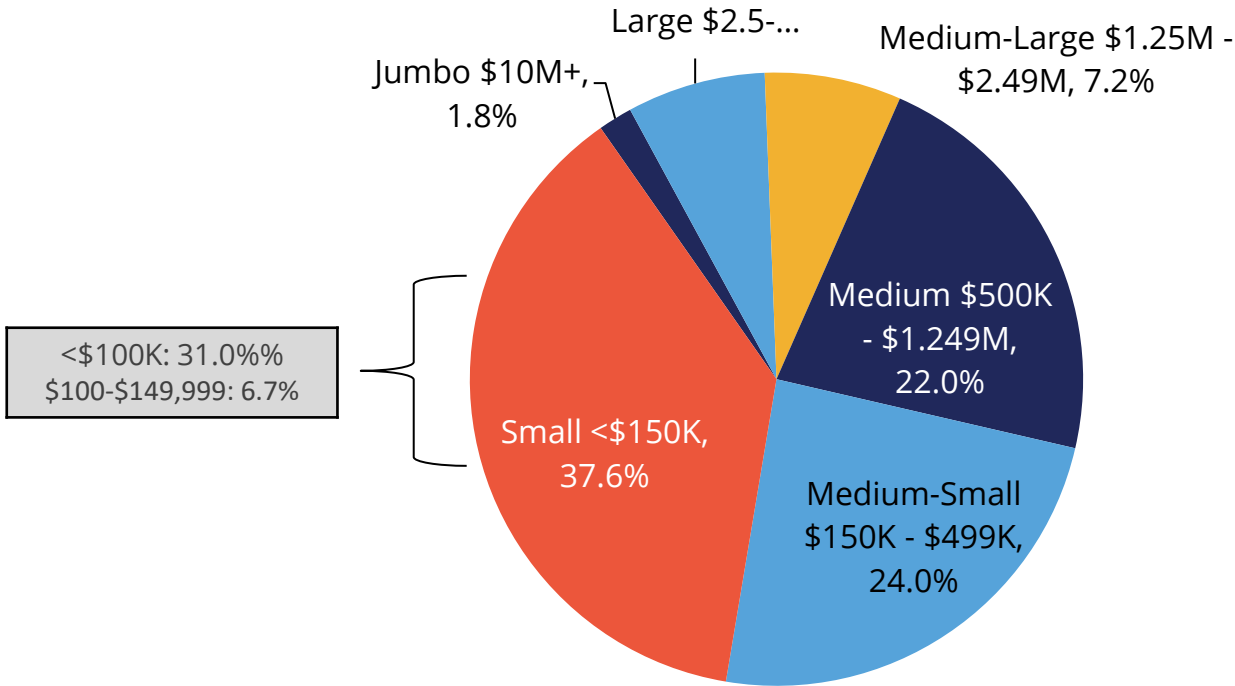




In 2022, 38% of all independent agencies and brokerages are Small, and 24% are Medium-Small.

- Note that in 2018, a new resource was used to estimate the universe size (the MarketStance database, widely considered more insurance industry-focused and reliable than the data available from D&B).

Agency Distribution by Revenue Size - 2022

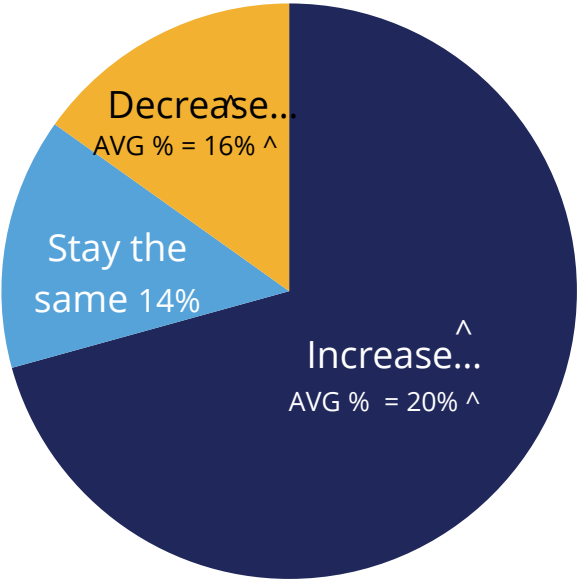




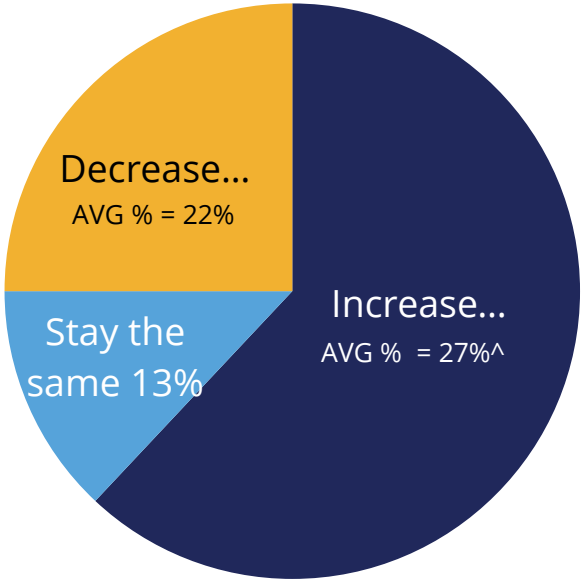
Fewer than two-thirds of agencies saw revenue increases between 2020 and 2021, significantly lower than those reporting an increase in 2018 to 2019, but the average increase has risen, at 27% between 2020-2021. At the same time, one in four (25%) report decreased revenue.

- Jumbo agencies are significantly more likely to report an increase (87%) than are Small agencies (59%), Medium-Small agencies (57%), Medium agencies (70%), and Large agencies (68%).

Change in Total Revenue 2018 vs. 2019



Change in Total Revenue 2020 vs. 2021



^ indicates significant difference 2020 – 2022

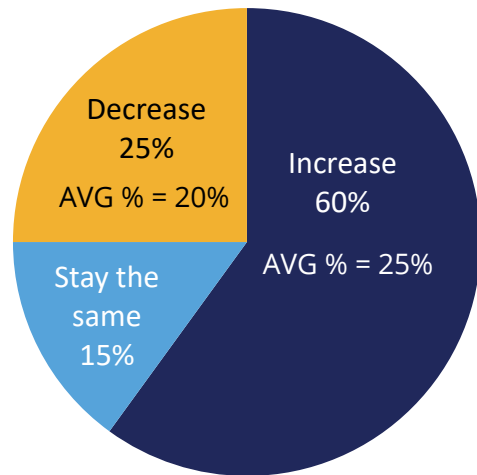




About three in five agencies report increases in personal lines revenue and commercial lines revenue from 2020 to 2022.

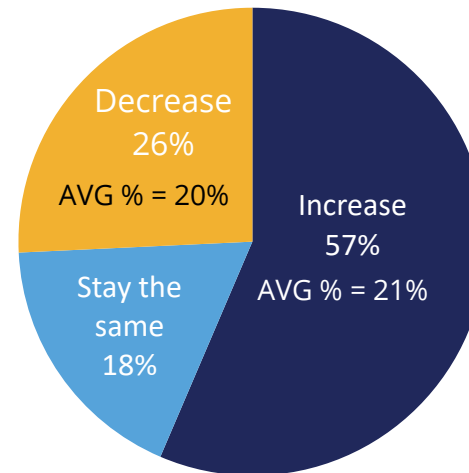
- As in past AUS studies, Small agencies that saw increased revenues experienced larger increases than others, in percentage terms.

Change in Personal Lines Revenue
2020 vs. 2021



2018 vs. 2019
Increase 67% ^
Stay the same 17%
Decrease 16% ^

Change in Commercial Lines Revenue
2020 vs. 2021



2018 vs. 2019
Increase 63% ^
Stay the same 18%
Decrease 19% ^

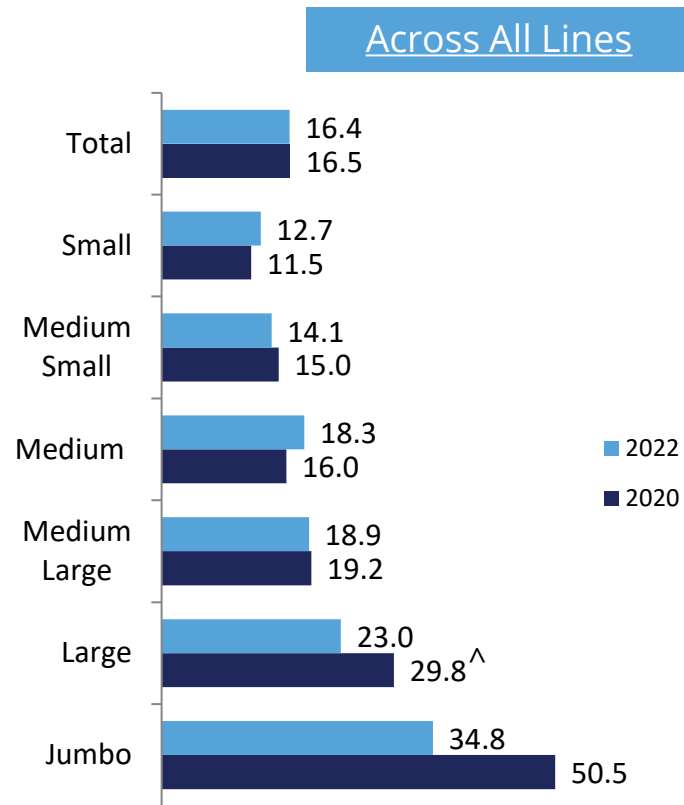
^ indicates significant difference 2020 – 2022



Agencies have appointments/contracts with an average of 10 standard personal lines carriers and six standard commercial lines carriers.

- For all lines, the number of appointments/contracts increases with the size of the agency.

Average Number of Carrier Direct Appointment or Contracts




Personal Lines	Commercial lines	Bond and Surety	Life	Health	Employee Benefits
9.9	5.9	1.5	2.2	1.2	0.7
8.9	4.0	0.9	1.8	1.1	0.4
9.1	4.8	1.2	2.1	0.9	0.4
10.4	6.7	1.7	2.7	1.7	0.8
9.8	9.0	2.2	3.0	1.5	0.8
12.6	10.5	2.6	3.2	1.6	1.2
16.4	16.7	4.7	5.9	2.9	5.7

[^] indicates significant difference 2020 – 2022



About half of agencies use MGAs and wholesale brokers for commercial lines, though both have significantly decreased since 2020.

- Smaller agencies are less likely to use wholesale brokers, while Large agencies are the heaviest users of wholesale brokers for both personal and commercial lines.



^ indicates significant difference 2020 – 2022

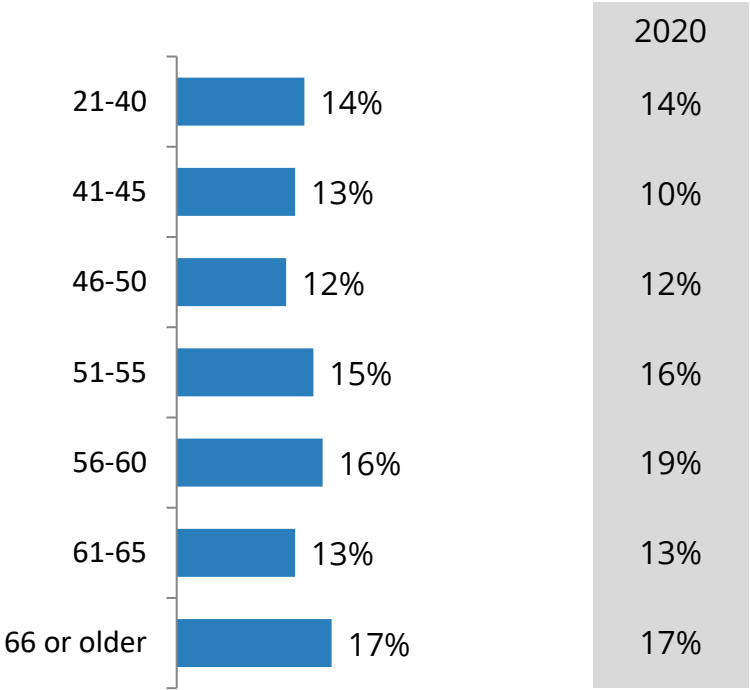




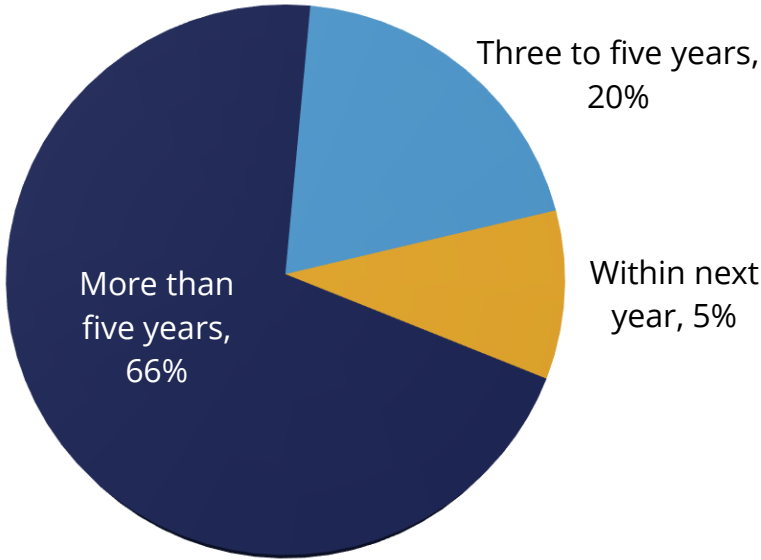
Almost four in ten anticipate some type of ownership change in the next five years, but only a few expect a change in the next year.

- The average age of principals with 20% or more ownership in their agencies is 54 years old, with 17% of those principals age 66 or older.
- However, even when at least one agency principal is age 66 or older, fewer than one in three (32%) anticipate an ownership change in the next three years.

Age of Principals With 20+% Ownership



When Agencies Anticipate Major Ownership Changes
(involving at least 20% of agency ownership)



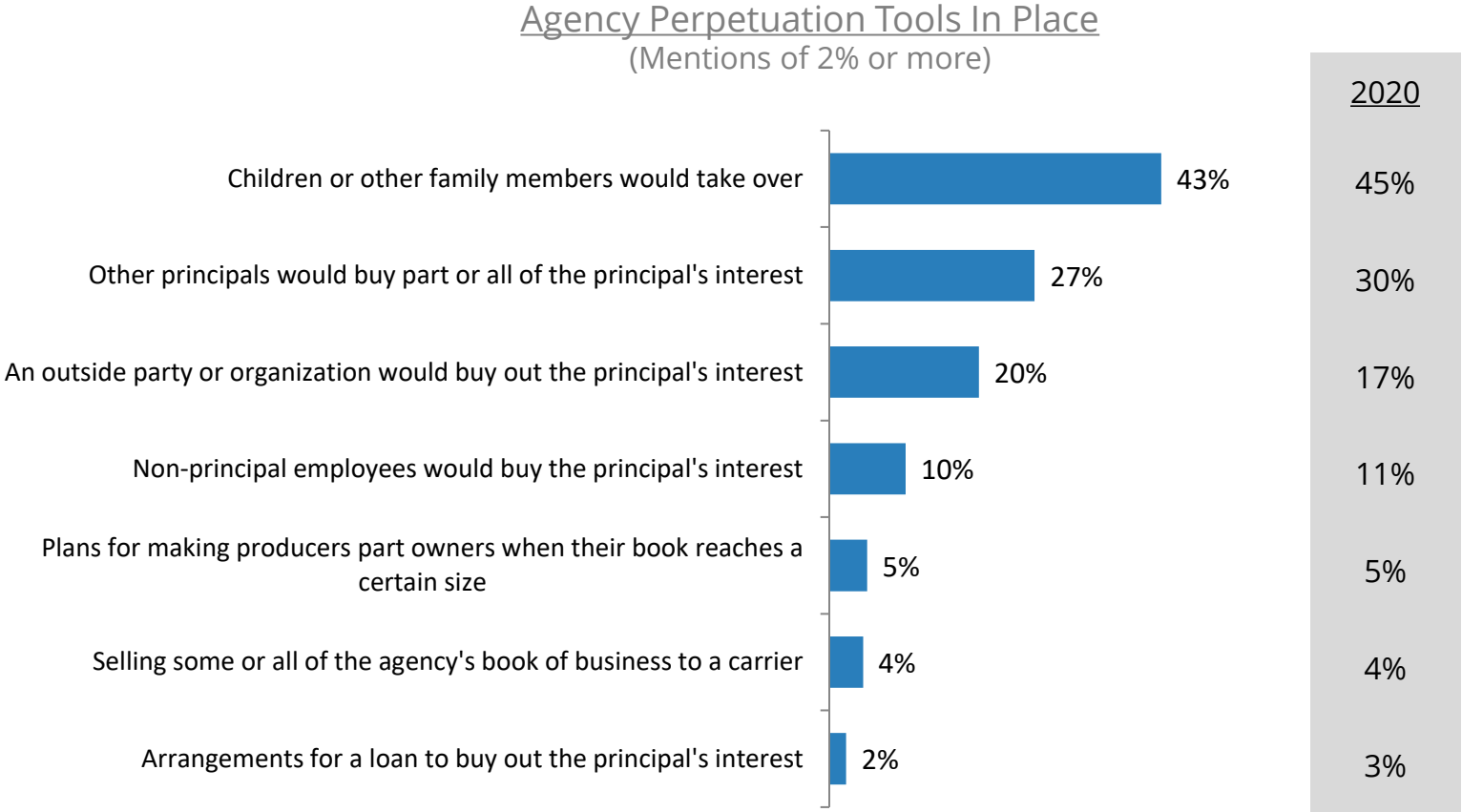
^ indicates significant difference 2020 – 2022





More than eight out of ten (85%) agencies have some type of agency perpetuation tool or plan in place, comparable with 2020 (89%).

➤ Only four plans/tools are currently in place at 10% or more of independent agencies.

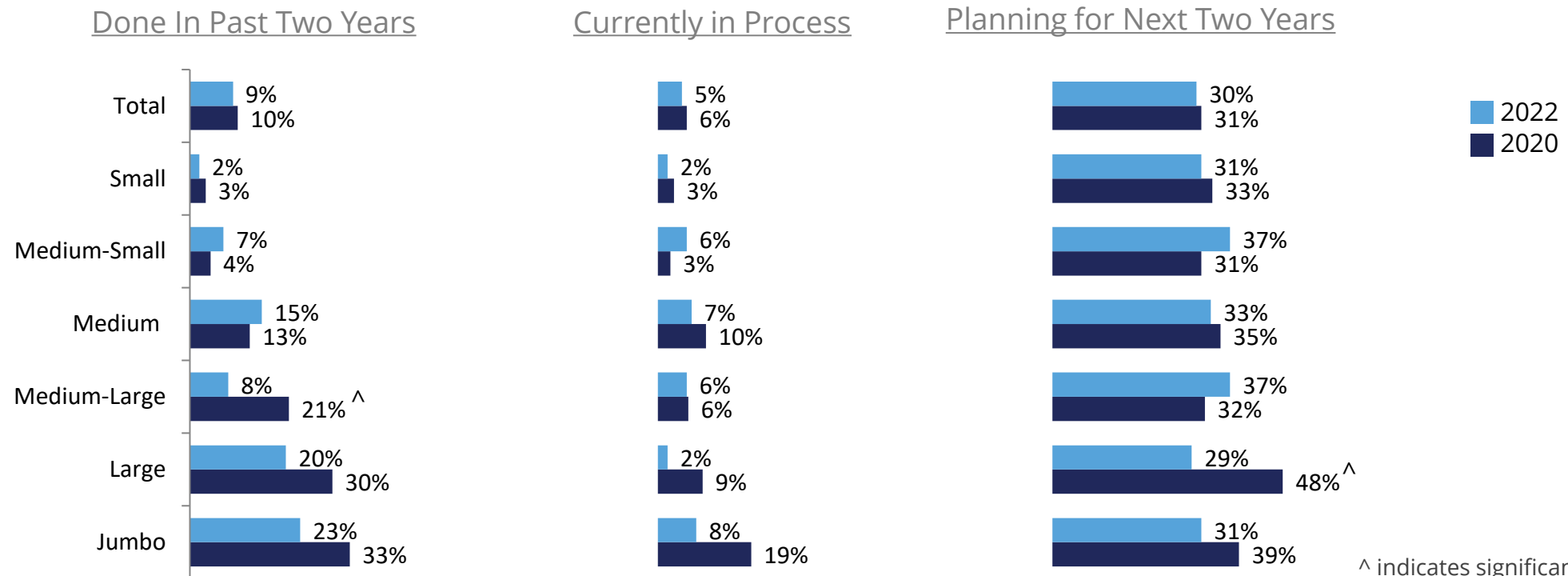




Ten percent of agencies have been involved in acquisitions or mergers within the past two years. Overall acquisition/merger activity is widespread among Medium Large, Large and Jumbo Agencies.

- Overall, 9% have been involved with acquisitions (5% have acquired another agency's book and 4% have acquired another agency's book and operations), 2% have merged with another agency, and another 8% have converted from exclusive/captive to independent agencies.
- Nearly one-third of agencies have plans for merger/acquisition activity in the next two years; 21% plan to acquire another agency's book and operation, 15% plan to acquire another agency's book. 5% anticipate being acquired by another agency.

% Involved in Acquisitions and/or Mergers



^ indicates significant difference 2020 – 2022



About two-thirds cite social media activities and half cite agency website maintenance among their top three marketing activities, followed by portal technology and search engine optimization.

- Nearly all (91%) engage in at least one marketing activity.
- Small agencies tend to place more importance on social media marketing, and Large agencies are highly focused on portal tech. Newer agencies are more likely to engage in at least one marketing activity.

Selected as One of Top Three Marketing Activities

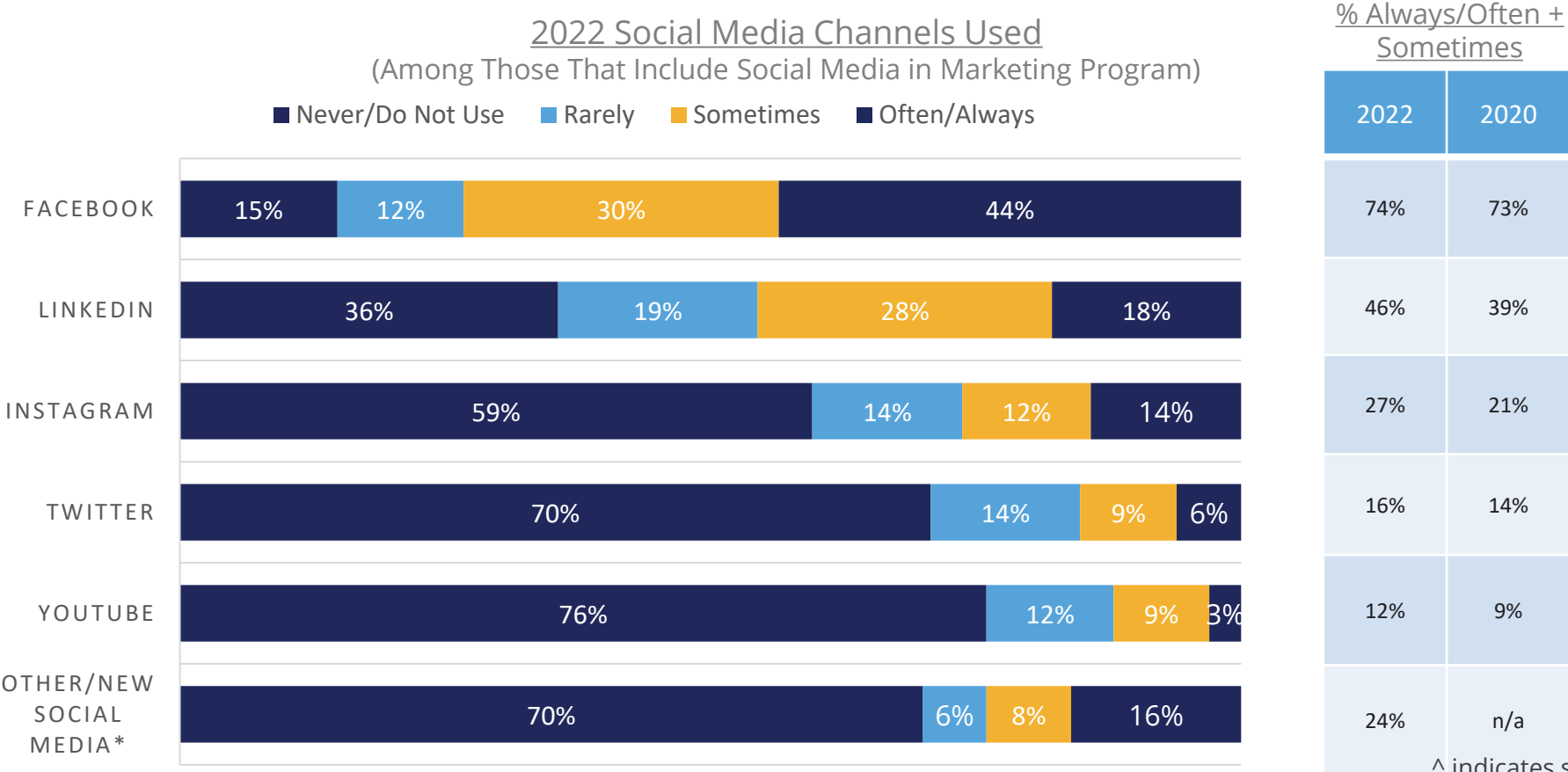


^ indicates significant difference 2020 – 2022



Facebook is the primary social media channel used, followed by LinkedIn. The proportion of agencies using LinkedIn and Instagram “always/often/sometimes” directionally increased from 2020 to 2022.

(By “directional,” we are referring to differences that are not large enough to be statistically significant.)
➤ Jumbo agencies are more likely to use LinkedIn (81%), Instagram (50%), and Twitter (38%) (“sometimes + always/often”).



^ indicates significant difference 2020 – 2022
*new item in 2022

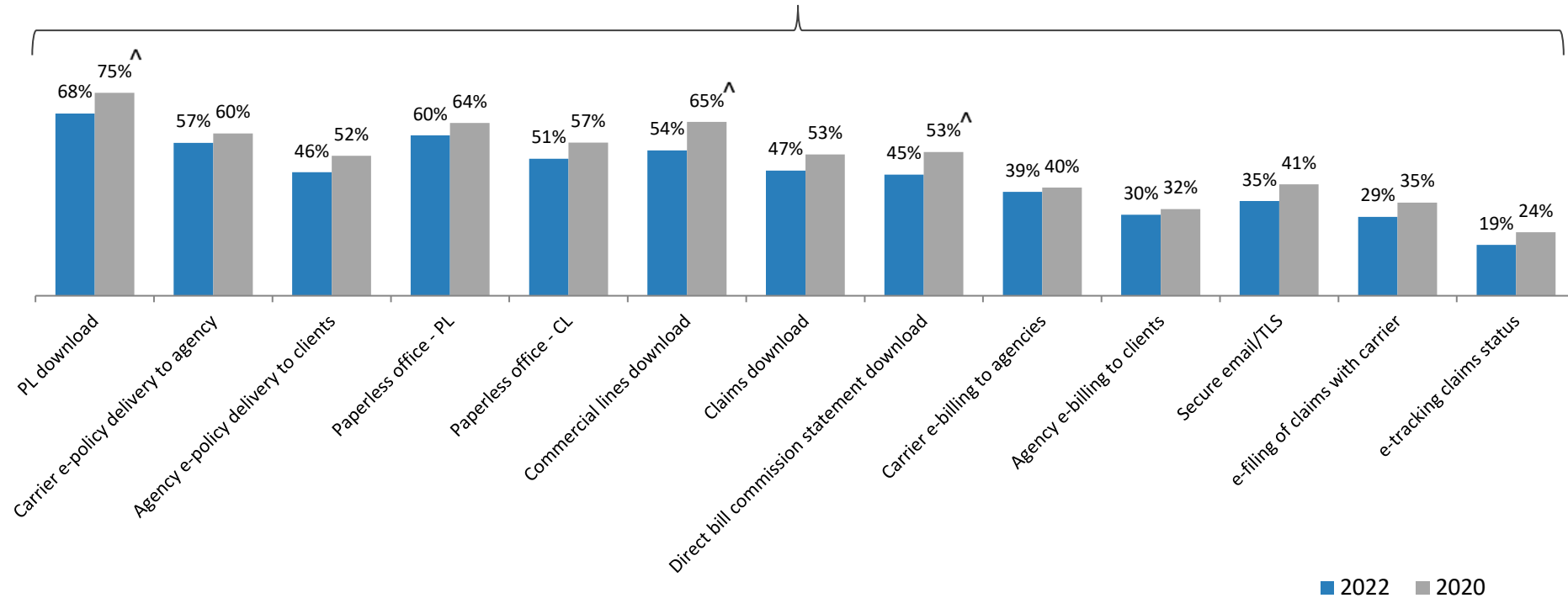


The use of processing technology overall dipped slightly in 2022. Two in three agencies use personal lines download tools and half use commercial lines download tools – both dropped significantly in 2022.

- Use of all processing technologies is at least slightly down in 2020.
- E-policy delivery is more common than e-billing.
- For most processing technologies, usage increases with agency size, with Jumbo agencies particularly likely to use the technologies.

Processing Technologies Used

Use at least one type of processing technology: 2022=91%; 2020=94%



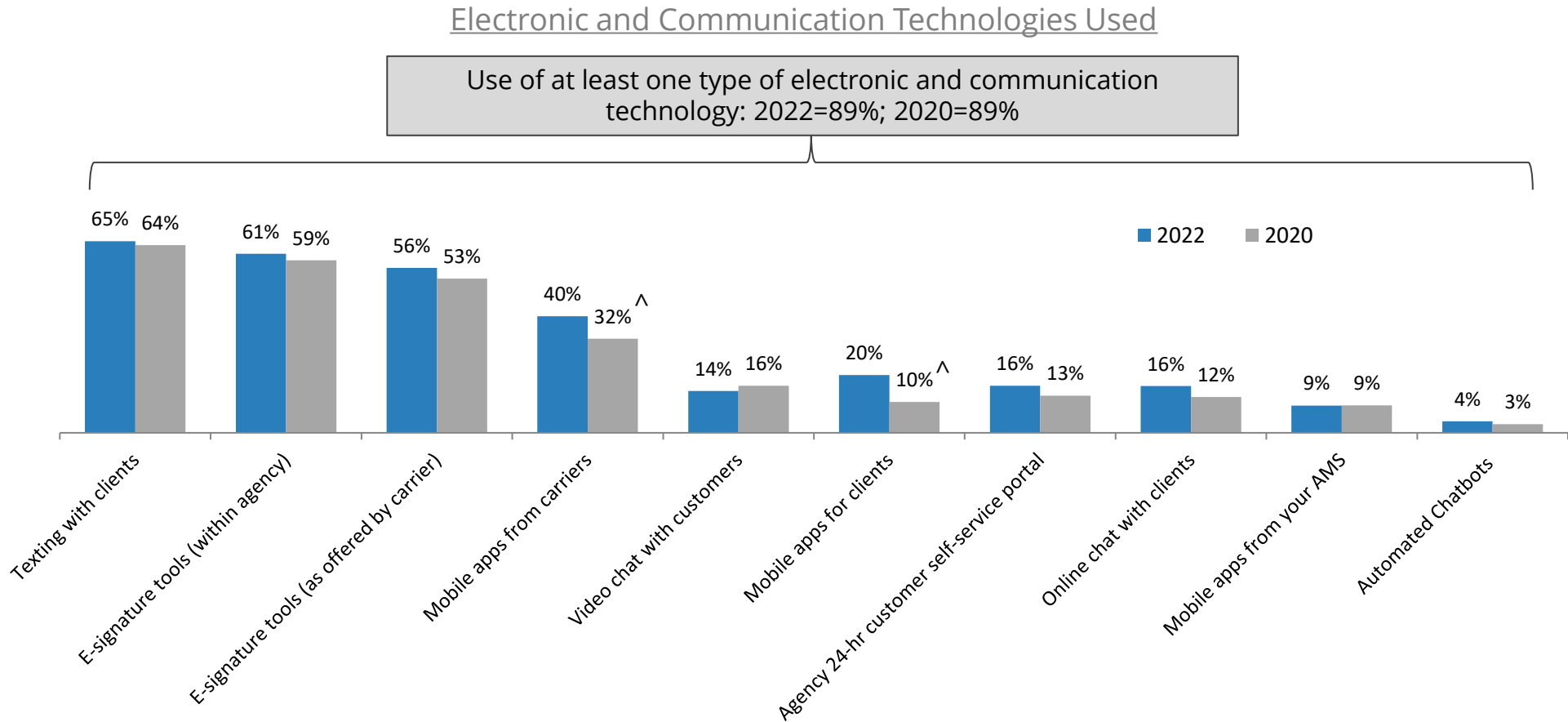
■ 2022 ■ 2020

[^] indicates significant difference 2020 – 2022



The overall use of electronic communications technology is stable in 2022.

- The use of mobile apps from carriers and for clients have increased significantly in 2022.



^ indicates significant difference 2020 – 2022

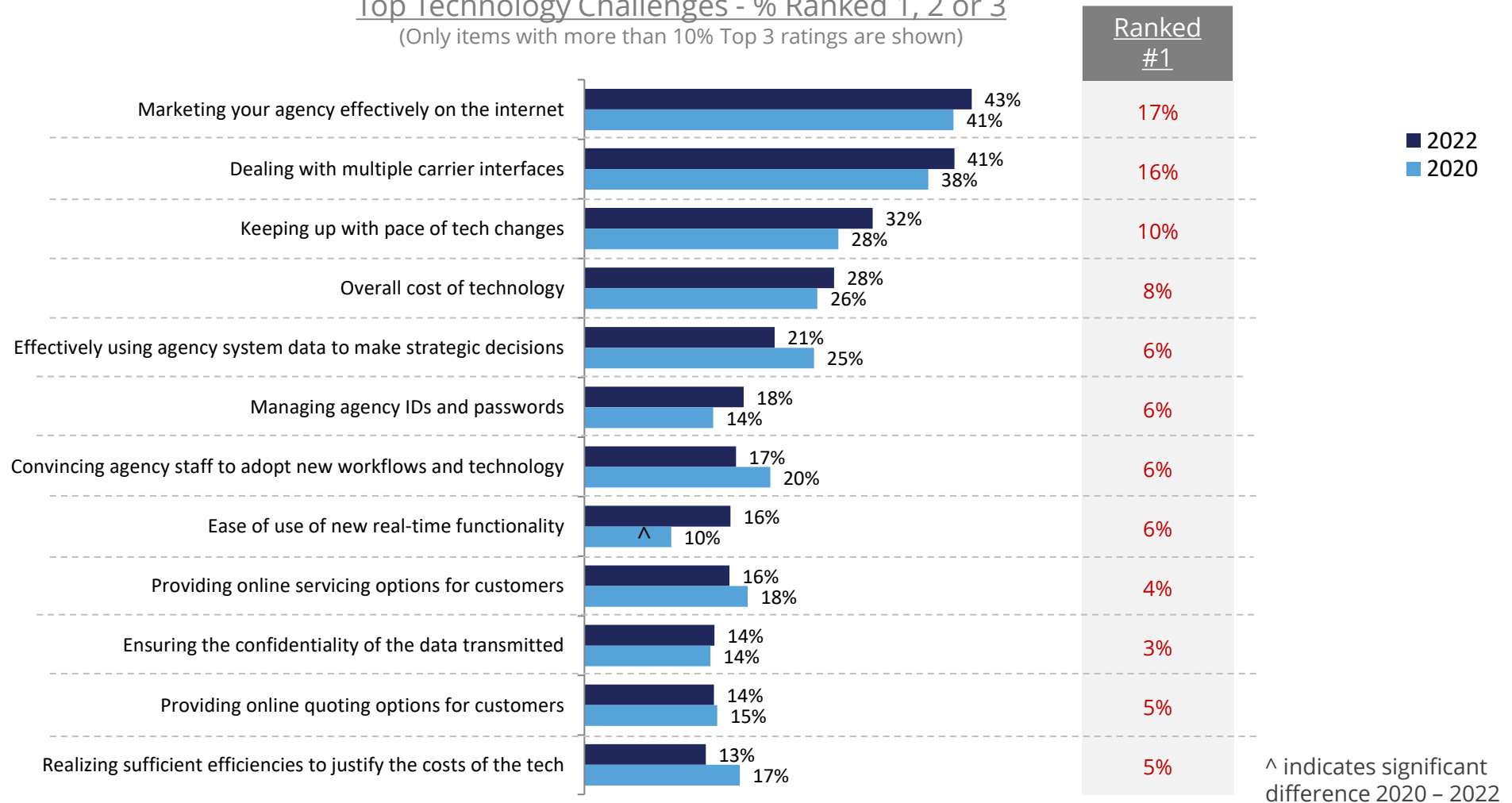




Marketing the agency effectively on the Internet and dealing with multiple carrier interfaces are the top technological challenges.

- Small to Medium agencies feel particularly challenged to market their agency on the Internet; Larger agencies are most likely to be challenged in staff adoption of new workflows/technologies.

Top Technology Challenges - % Ranked 1, 2 or 3
(Only items with more than 10% Top 3 ratings are shown)



Agency staffing breakouts by gender and ethnicity are generally comparable to 2020; however, the percentage of agencies with a least one male as principal/senior manager has declined while the percentage of agencies with a least one female as principal/senior manager has increased slightly.

- Most (86%-100%) agencies in the Medium size category or larger have at least one male principal/senior manager, significantly more than the proportion of Small and Medium-Small agencies with male principals or senior managers (53% and 72%).

% of Agencies With Each Employee Type by Gender and Ethnicity

	Agency Principals/ Senior Mgrs	Non-Principal Agency Managers	Non-Principal Producers	CSRs	Other
Gender					
Men	68%	40%	62%	26%	29%
Women	47%	74%	66%	88%	81%
Ethnicity					
Caucasian/Non-Hispanic White	83%	84%	84%	79%	72%
Latino/Hispanic	10%	11%	19%	17%	14%
African-American/Black	5%	4%	11%	11%	4%
Asian Indian/Other South Asian American	4%	3%	4%	5%	5%
East Asian-American/Pacific-Islander	<1%	1%	2%	3%	2%
Native American or Alaska Native	<1%	0%	1%	<1%	0%

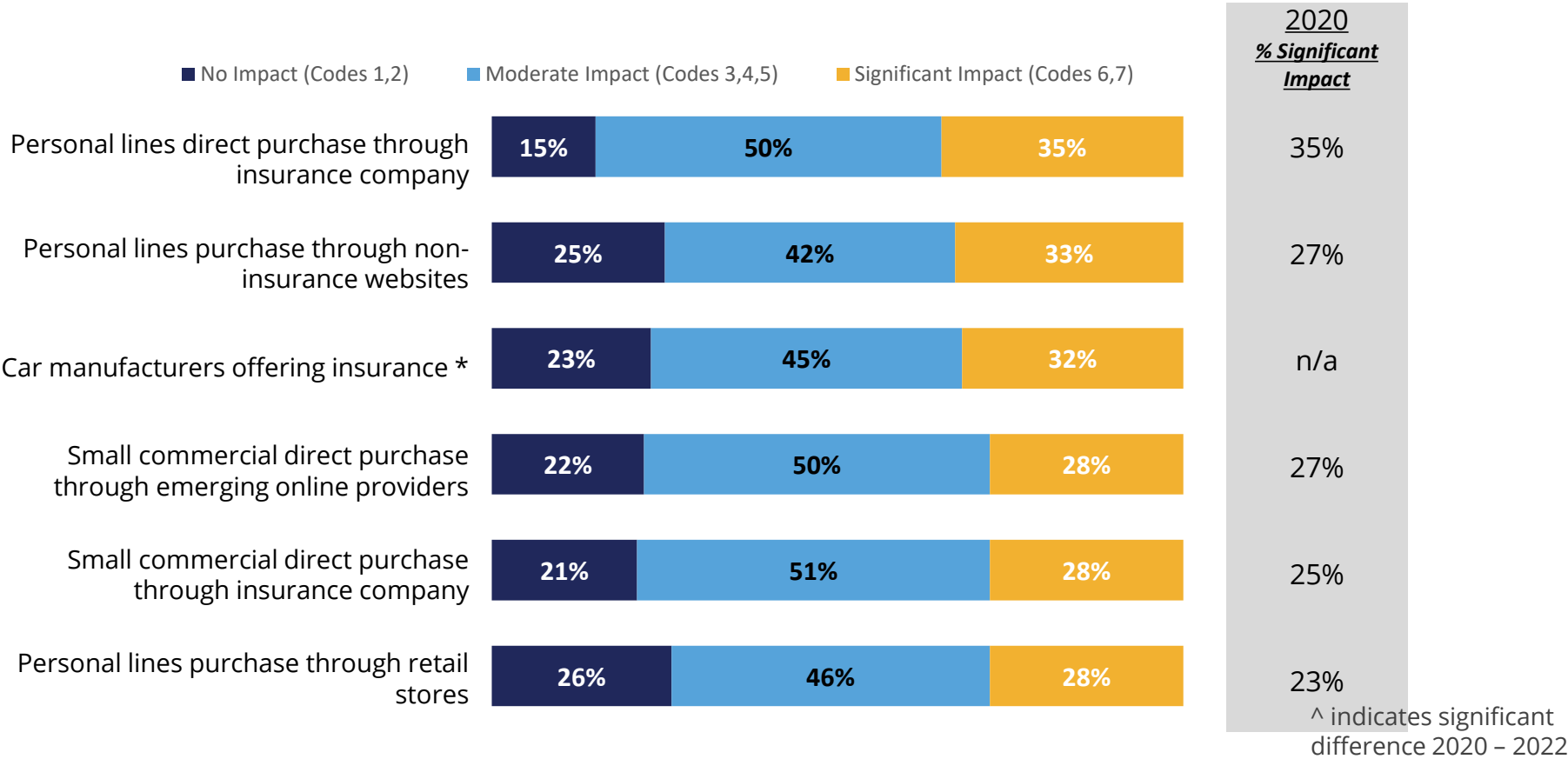
^ indicates significant
difference 2020 – 2022



More than one-third of agencies believe direct purchase through insurance companies will have a significant impact on their agency within the next two years.

➤ There are no significant differences by agency size.

Anticipated Impact on Agency of Emerging Purchase Channels and Trends (Over Next Two Years)





Finding qualified job candidates continues to be the key challenge for agencies; growing personal and commercial lines business also continue to be a concern.

- Retaining experienced producers and experienced staff is more of an issue in 2022.
- Small agencies are more concerned about *getting enough leads*, *having a sufficient marketing budget*, and *making the personnel, tech expenditures necessary to grow significantly*.

Extent to Which Agencies Find Each Item Challenging
6/7 on 7-point scale, 7=extremely challenging



^ indicates significant difference 2020 – 2022

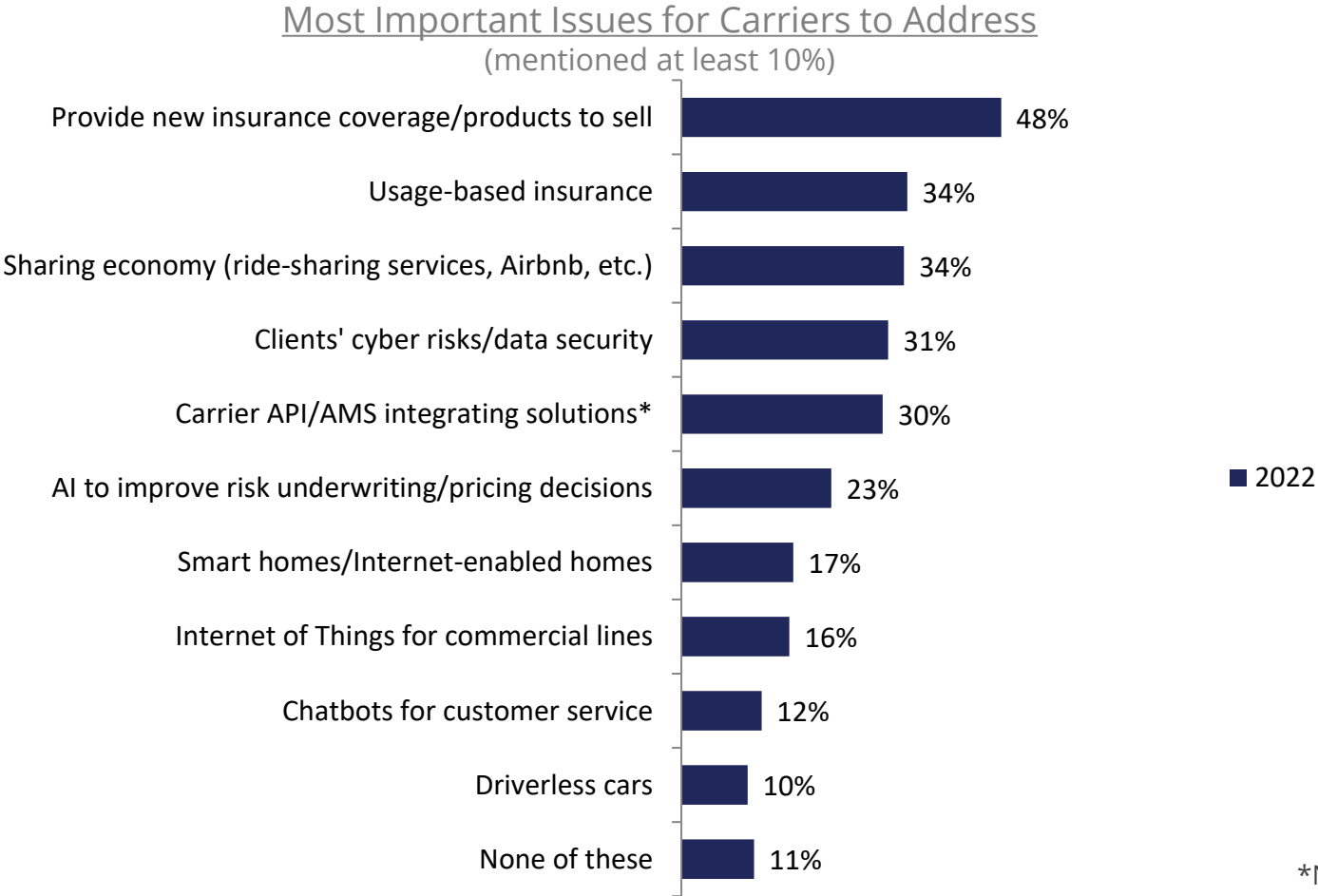
*new item in 2022





Providing new coverages/products remains the most important issue; the need for carrier API/AMS integrating solutions emerges in 2022.

➤ Interest in having carriers address client cyber risks increases with size of the agency.



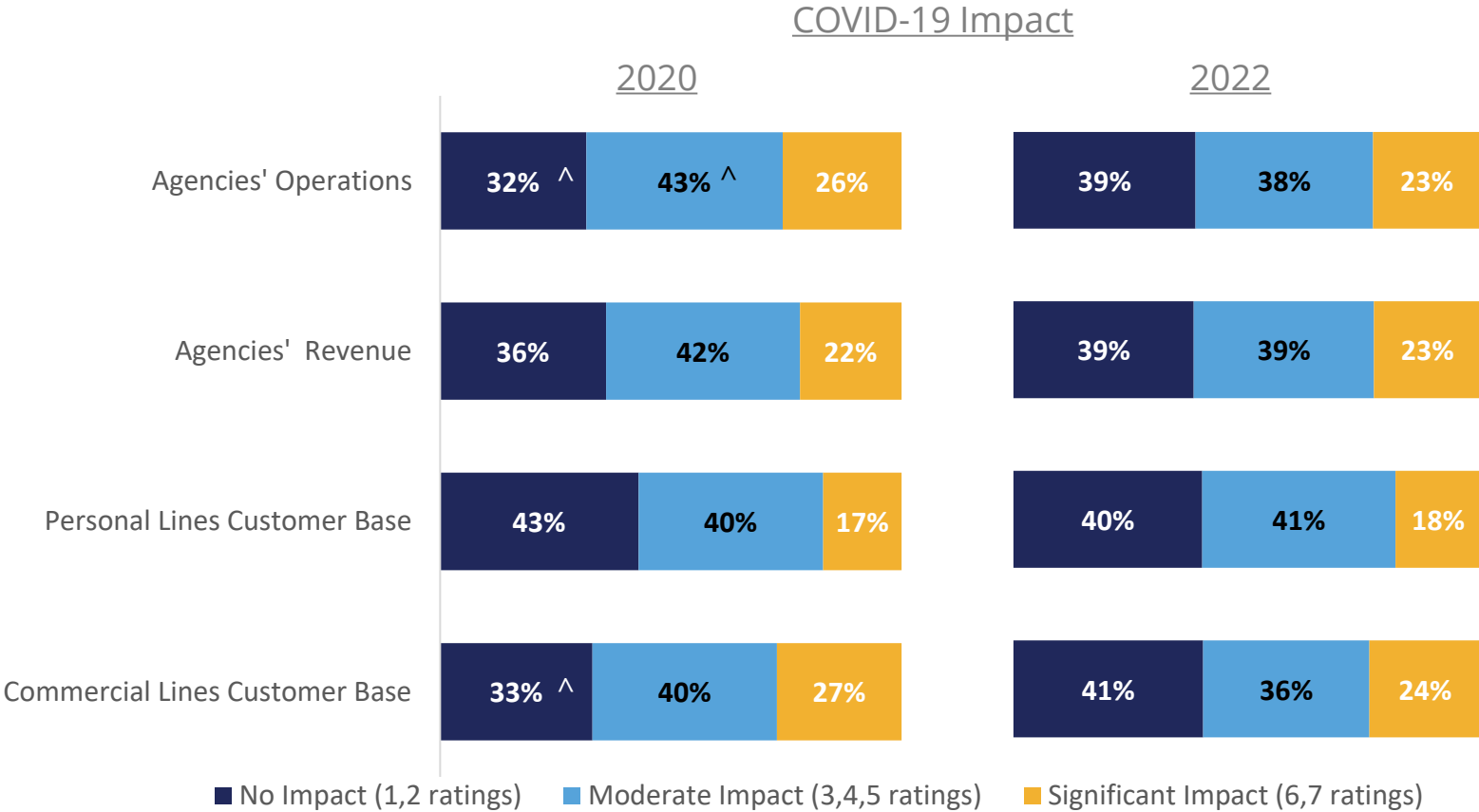
*New item in 2022
Note: Cannot trend due to addition of new items





About one in four agencies report COVID-19 had an impact on their operations, revenue, and commercial lines customer base in 2021.

- Small agencies are more likely to report a significant impact on their revenue (34%), their agency operations (33%) and personal lines customer base (28%).
- Newer agencies are more likely to cite an impact on revenue (43%) and personal lines customer base (35%).

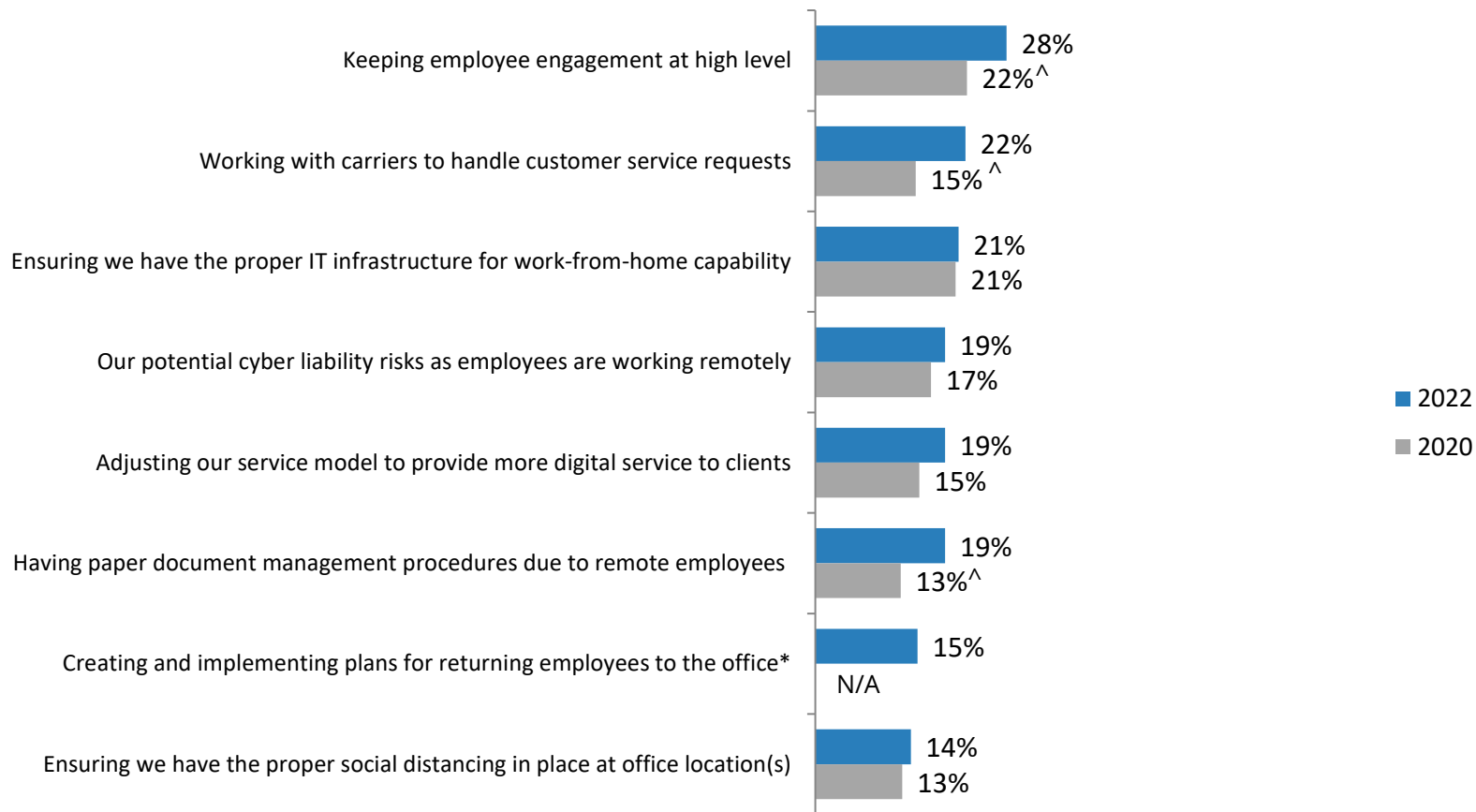


^ indicates significant difference 2020 – 2022



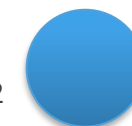
Maintaining employee engagement, working with carriers to handle customer service requests, and having the IT infrastructure to support work-from-home capabilities are the top challenges amid COVID.

Challenges Amid COVID-19
% Extremely Challenging (6,7 Ratings)



^ indicates significant difference 2020 – 2022

*new item in 2022

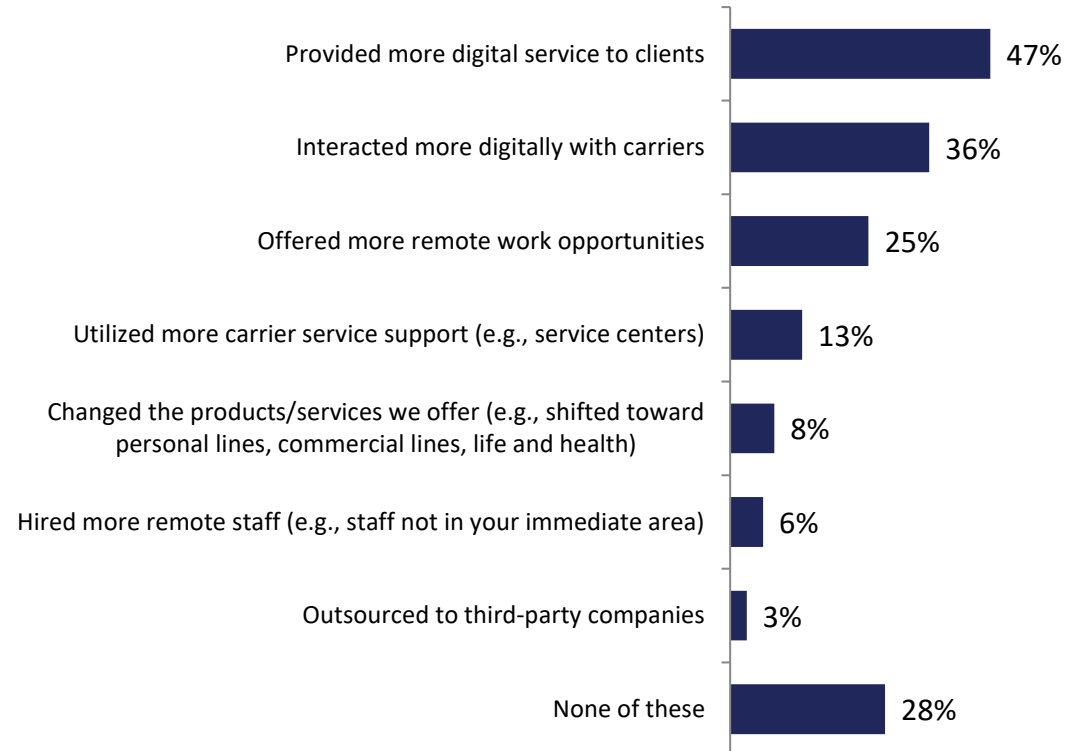




Digital service and digital interaction are the biggest operating changes agencies made due to COVID-19.

- Jumbo agencies are most likely to offer more remote work opportunities (58%) and Small agencies are most likely to have changed the products/services offered.
- Newer agencies are more likely to have provided more digital service to clients (54%) and to have interacted digitally with carriers (45%).

Biggest Operating Changes to Agencies Due to COVID-19*



*new question in 2022

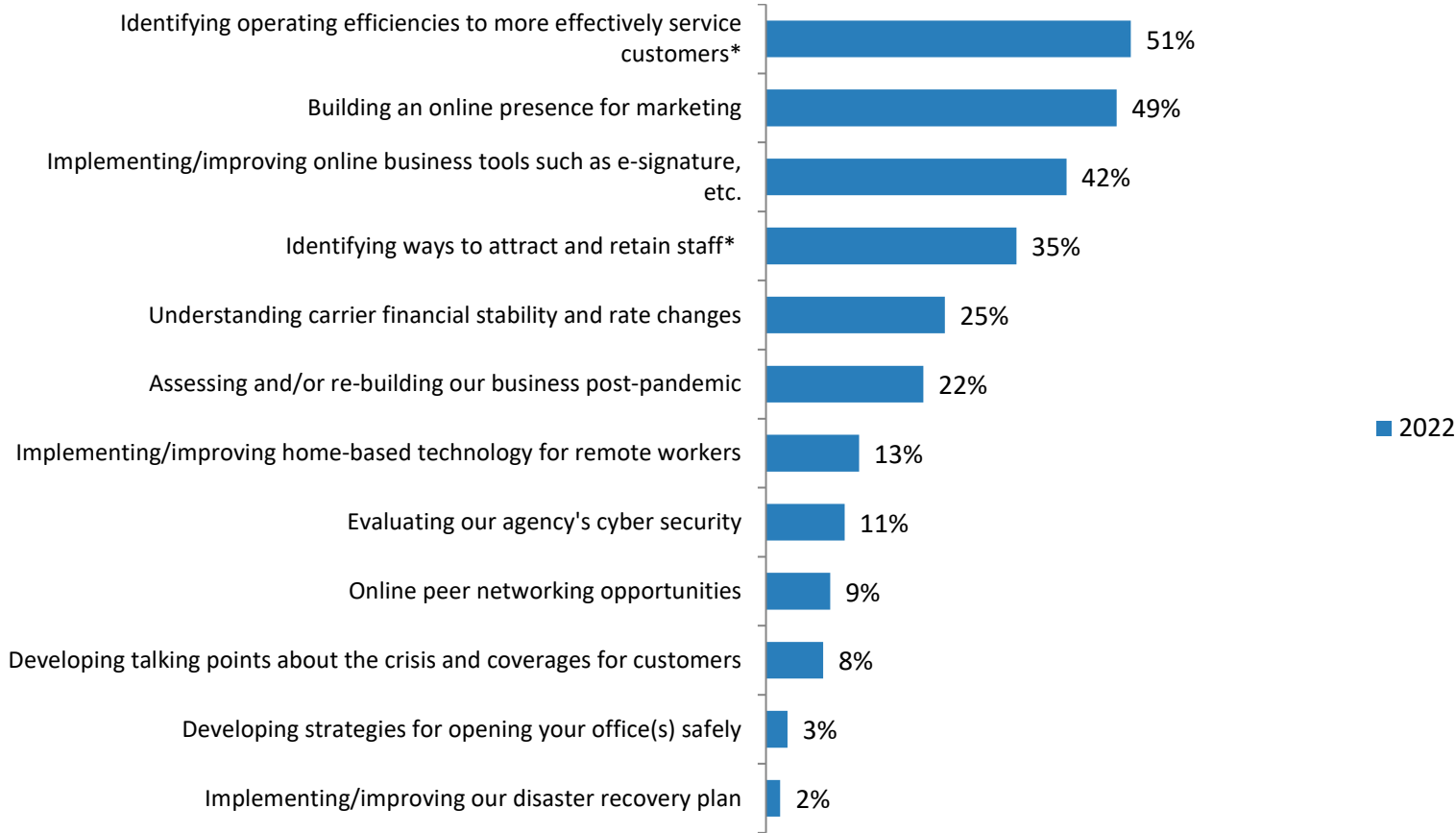




Identifying operating efficiencies is the most important factor to succeed in 2022. Building an online presence for marketing and implementing/improving online business tools are also among the most important factors in 2022.

- Building an online presence is more important for Small (57%), while Jumbo agencies cite identifying ways to attract and retain staff (63%).
- Newer agencies are more likely to cite building an online marketing presence as important (56%).

Most Important Activities for Success in 2022
% Selected as Top 3



*new item in 2022





**Copyright © 2022 Independent Insurance Agents & Brokers of America, Inc. All rights reserved.
No portion of this memo may be reproduced in any manner without the prior written consent of IIABA®.**